

Hoshizaki America, Inc.

Condensing Unit Serenity Series

Models
SRK-20H/3



"A Superior Degree
of Reliability"

www.hoshizaki.com

PARTS LIST



Number: 71323
Issued: 4-20-2011
Revised: 3-23-2016

CONTENTS

Auxiliary Codes.....	3
Note About Ordering Parts	3
A. Main Assembly & Refrigeration Circuit	4
B. Control Box Assembly.....	6
C. Accessories & Labels	7

Auxiliary Codes

SRK-20H

V-0 November 2010
A-0 March 2011
B-0 January 2012
C-1 October 2013
C-2 November 2013
D-0 January 2014
E-0 January 2015
F-0 February 2016

SRK-20H3

V-0 November 2010
A-0 March 2011
B-0 February 2012
C-0 February 2013
C-1 November 2013
D-0 February 2014
E-0 January 2015
F-0 February 2016

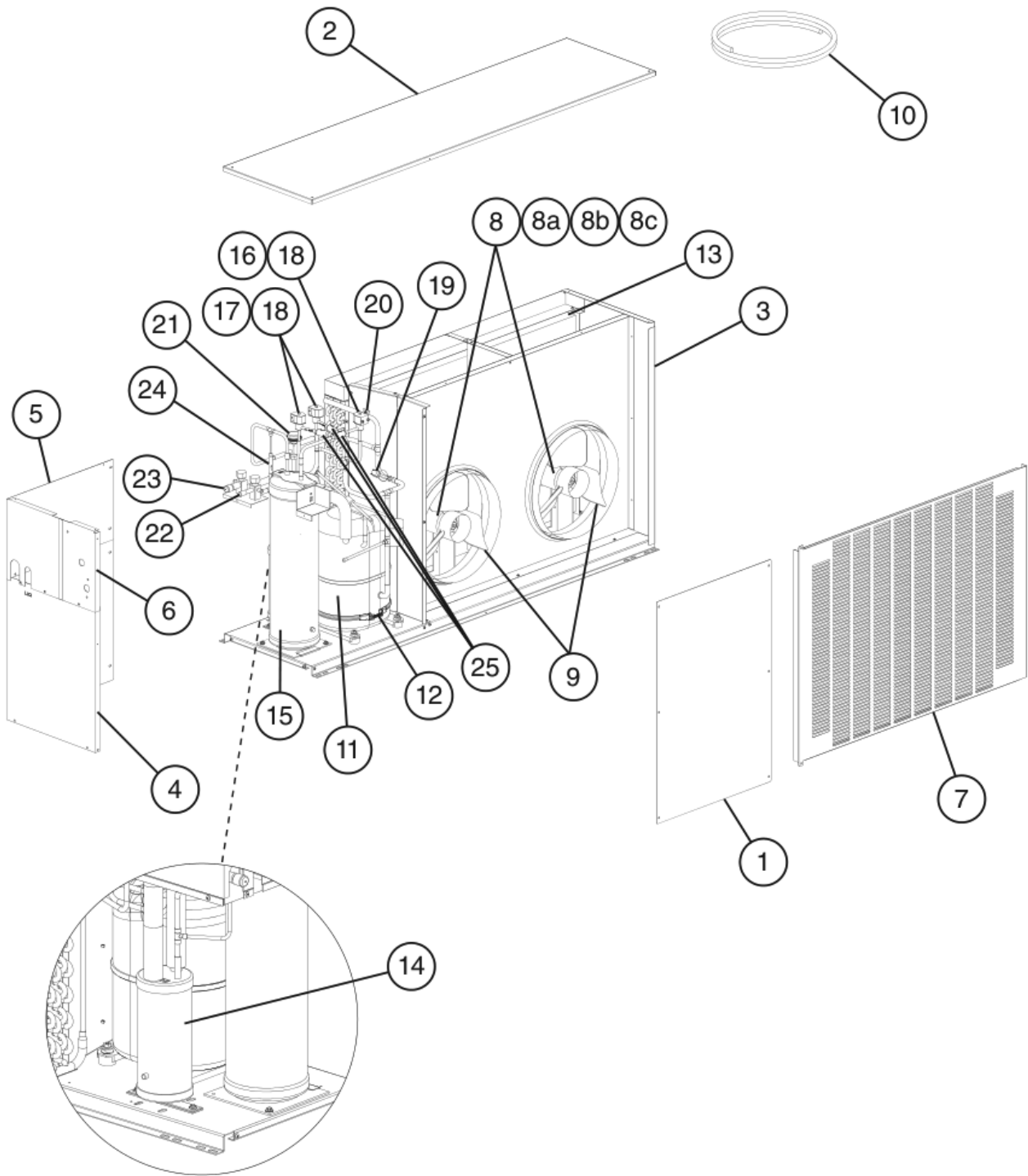
Auxiliary Code Breakdown

The auxiliary code is the first two characters in the serial number. The first character indicates the year. Years progress or regress in alphabetical order. The series runs from "A" through "V" and the letters "I" and "O" are skipped. The second character indicates significant part changes within a year. Base is "0" and this number advances for each change.

Note About Ordering Parts

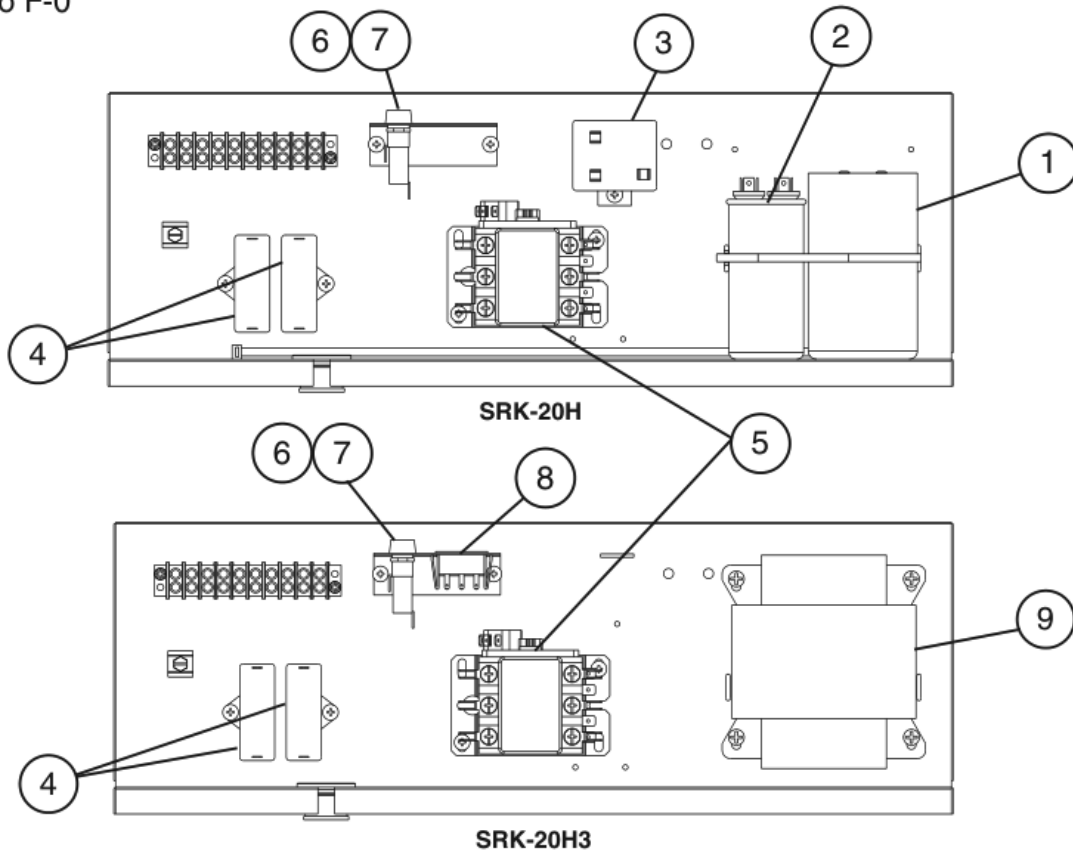
Most assemblies cannot be ordered as complete units; parts in the assemblies generally must be ordered separately.

A. Main Assembly & Refrigeration Circuit
SRK-20H, SRK-20H3
 V-0 to F-0



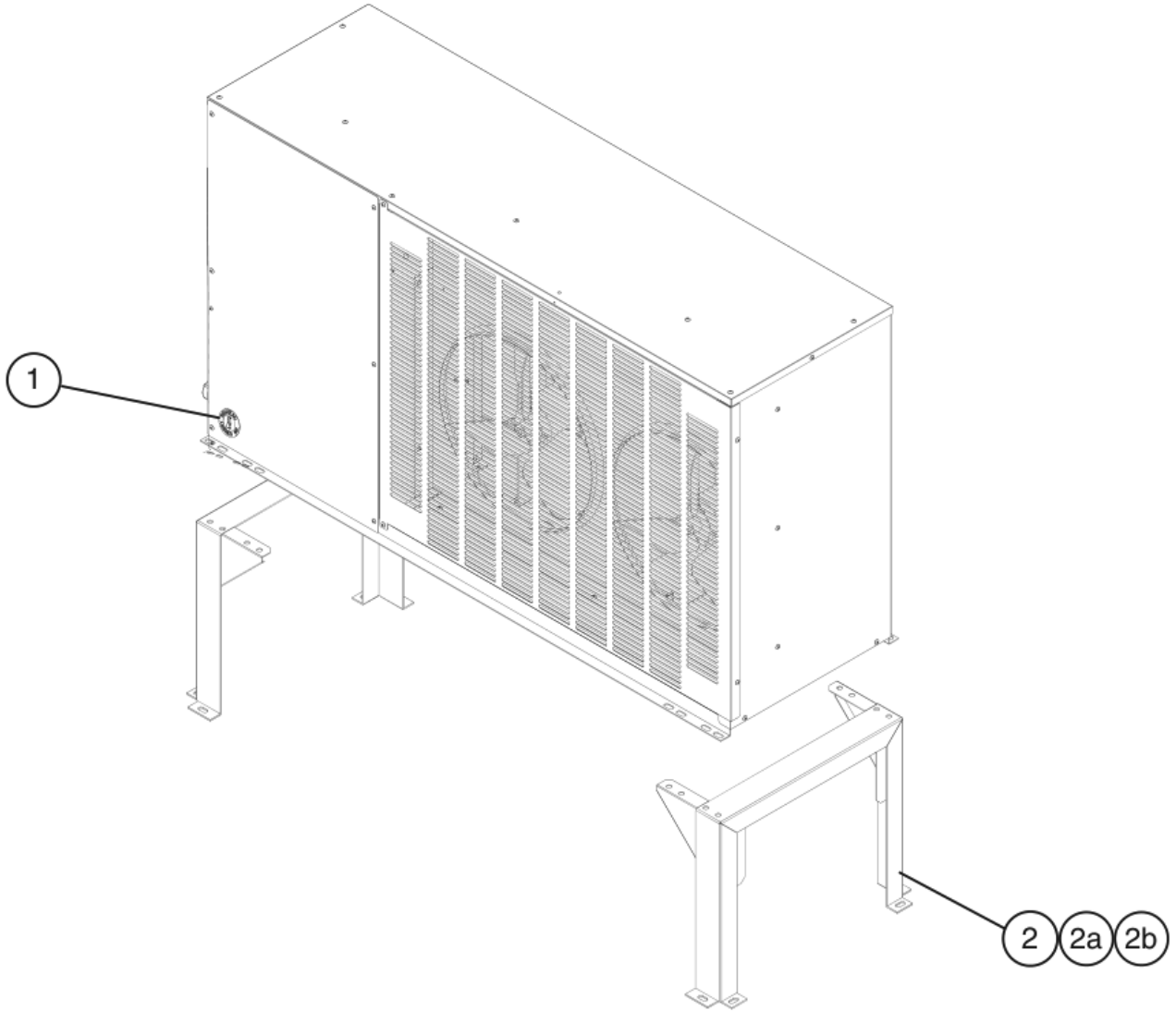
Title: A.Main Assembly & Refrigeration Circuit Model: SRK-20H, SRK-20H3											
Index No.	Description	Material or Model Number	Part Number	Required Number							
				V-0 to C-0	C-1	C-2 to F-0					
Main Assembly											
1	Front Panel		3A5379-01	1	1	1					
2	Top Panel		2A5110-01	1	1	1					
3	Right Side Panel		3A5378-01	1	1	1					
4	Lower Left Side Panel		2A5240-01	1	1	1					
5	Rear Left Side Panel		2A5241-01	1	1	1					
6	Upper Left Side Panel		3A5529-01	1	1	1					
7	Louver Panel		2A5115-01	1	1	1					
8	Fan Motor		4A3201-01	2	2	2					
8a	Flat Washer		7W22I0832	8	8	8					
8b	Split Lock Washer		7L22I0832	8	8	8					
8c	Hex Nut		7N02I0832	8	8	8					
9	Fan Blade		4A3614-01	2	2	2					
10	Wire Kit		4A5657-02		1	1					
Refrigeration Circuit											
11	Compressor	SRK-20H	4A4888-02	1	1	-					
			4A4888-01			1					
		SRK-20H3	4A4889-02	1	-						
			4A4889-01		1	1					
12	Crankcase Heater		4A5397-02	1	1	1					
13	Condenser		1A1843-01	1	1	1					
14	Accumulator		3A5377-01	1	1	1					
15	Receiver		440366-01	1	1	1					
16	Liquid Line Valve Body		4A3276-01	1	1	1					
17	Hot Gas Valve Body		4A3978-01	2	2	2					
18	Valve Coil		4A3277-01	3	3	3					
19	High-Pressure Switch		463180-01	1	1	1					
20	Discharge Line Thermostat		440664-01	1	1	1					
21	Headmaster (Condensing Pressure Regulator)		4A0229-01	1	1	1					
22	Liquid Line Shutoff Valve		4A4822-01	1	1	1					
23	Suction Line Shutoff Valve		4A4821-01	1	1	1					
24	Check Valve		4A1373-01	1	1	1					
25	Strainer		441569-02	3	3	3					

B. Control Box Assembly
SRK-20H, SRK-20H3
 V-0 to F-0



Title: B. Control Box Assembly		Model: SRK-20H, SRK-20H3		Required Number							
Index No.	Description	Material or Model Number	Part Number	V-0 to D-0	E-0 to F-0						
				1	Start Capacitor	SRK-20H 189-227MFD, 330VAC	3A0076-12	1	1		
2	Run Capacitor	SRK-20H 40MFD, 440VAC	3A2005-07	1	1						
3	Start Relay	SRK-20H	4A1107-17	1	1						
4	Fan Motor Capacitor	10MFD, 250VAC	443192-01	2	2						
5	Magnetic Contactor		4A0794-01	1	1						
6	Fuse Holder		4A5443-01	1	1						
7	Fuse	AGC-10A, 250VAC	4A0893-07	1	1						
8	Voltage Tap Switch	SRK-20H3	4A1477-01	1	1						
9	Main Transformer		4A0817-01	1	-						
			4A5695-01		1						

C. Accessories & Labels
SRK-20H, SRK-20H3
 V-0 to F-0



Title: C. Accessories & Labels Model: SRK-20H, SRK-20H3				Required Number							
Index No.	Description	Material or Model Number	Part Number	V-0 to D-0	E-0 to F-0						
				1	Penguin-HA-R Label		4A0526-01	1	1		
2	Leg		3A3716G01	2	2						
2a	Hex Head Bolt w/Washer	8x16, SS	7B0230816	16	-						
		8x20, SS	7B0130820		16						
2b	Hex Nut	M8, SS	7N12-0800	16	16						