

NO. 71148

ISSUED: AUG. 31, 1999

REVISED: MARCH 1, 2000



**HOSHIZAKI
CONDENSER UNIT**

**MODEL
URC-7F**

PARTS LIST

J-0 June, 1999

K-0 Dec., 1999

MATERIAL ABBREVIATIONS

ALUMINUM

AL = Aluminum

COPPER

CU = Copper

PLASTIC

ABS = Acrylonitrile -butadiene - styrene
 AC = Polyacetal
 EVA = Ethylene vinyl acetate
 PA = Polyamide = Nylon
 PC = Polycarbonate
 PE = Polyethylene
 PES = Polyester
 PETP = Polyethylene terephthalate = Tetlon
 PP = Polypropylene
 PS = Polystyrene
 PTFE = Polytetrafluoroethylene = Teflon
 PUR = Polyurethane
 PVC = Polyvinyl chloride

RUBBER

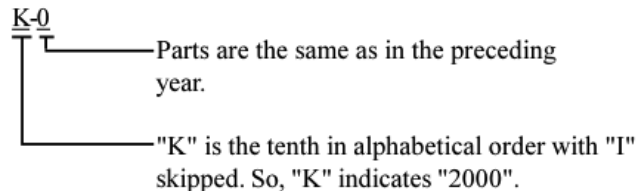
VN = Vinyl Nitrile
 EPDM = EP rubber
 NBR = Nitrile butadiene rubber
 NR = Natural rubber
 NP = Neoprene
 SIR = Silicone rubber
 SYR = Synthetic rubber
 EPH = Epichlorohydrin

STEEL

GS = Galvanized steel
 SS = Stainless steel
 PS = Plated steel
 PAS = Primed steel

AUXILIARY CODE

Ex.1

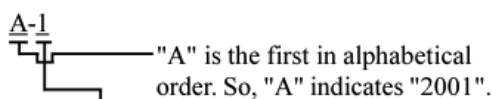


(Note) - = Part deleted.

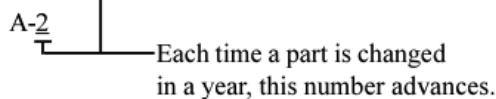
x = Part deleted and replaced by "o" part.

o = New part for "x" in the same auxiliary code.

Ex.2

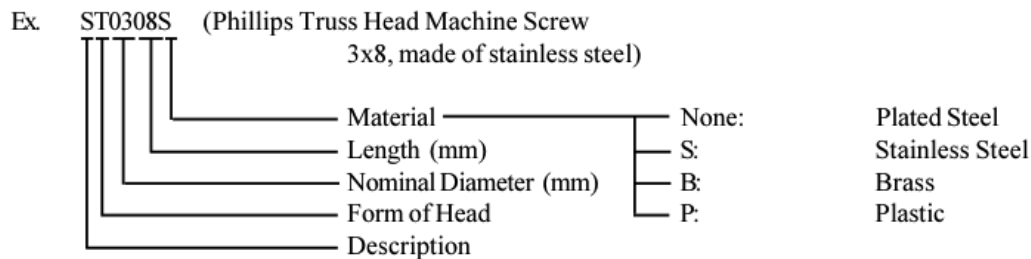


Ex.3



FASTENER ABBREVIATION LIST

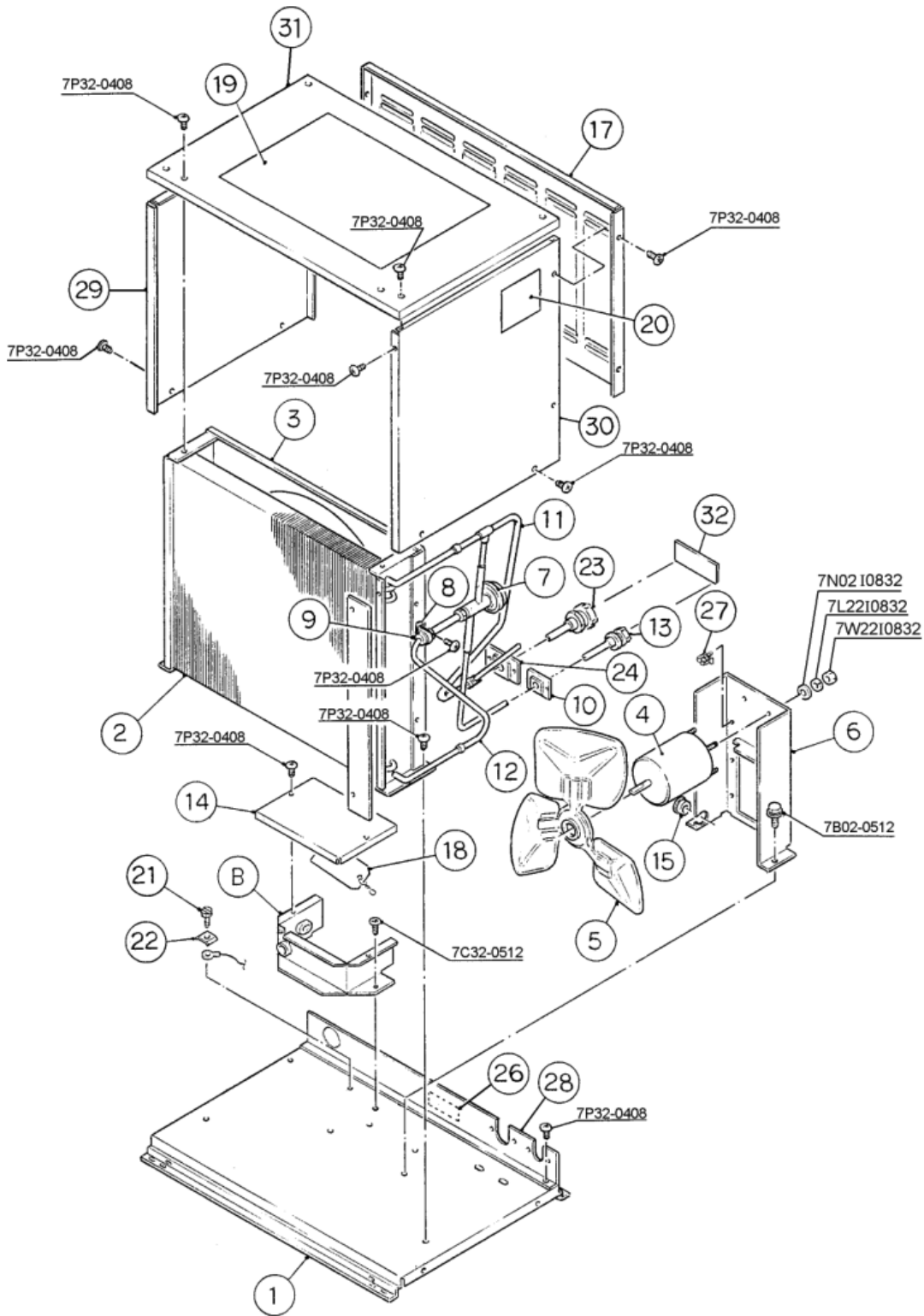
ST	Phillips Truss Machine Screw
SP	Phillips Pan Head Machine Screw
SF	Phillips Flat Head Machine Screw
SS	Phillips Pan Head Machine Screw with Split Lock Washer
SW	Phillips Pan Head Machine Screw with Split Lock Washer and Flat Washer
T1	Phillips Truss Head Tapping Screw (Correspond to Type A)
T2	Phillips Truss Head Tapping Screw (Correspond to Type B)
T3	Phillips Truss Head Tapping Screw (Correspond to Type C)
FT	Phillips Truss Head Tapping Screw (Special)
BH	Hexagon Head Bolt
BC	Socket Head Cap Screw
BS	Hexagon Bolt with Split Washer
BW	Hexagon Bolt with Split Washer and Flat Washer
BF	Hexagon Flange Bolt
BR	Cross-Recessed Hexagon Head Bolt
BRW	Cross-Recessed Hexagon Head Bolt with Split Lock Washer and Flat Washer
WL	Split Lock Washer
WT	External Tooth Washer
WF	Flat Washer
WS	Spring Washer
NH	Hexagon Nut
NF	Hexagon Flange Nut
NC	Hexagon Cap Nut
NS	Square Nut
NW	Wing Nut



(Note) Second character is numerical except toe list.

Ex. S1, S2, B3 etc.

And abbreviations and names are shown under the illustration.



HA

MODEL: URC-7F TITLE: A. CONDENSER UNIT										
INDEX NO.	DESCRIPTION	MATERIAL OR MODEL NUMBER	PART NUMBER	REQUIRED NUMBER						
				J-0	K-0					
B	JUNCTION BOX	-	2A0117A01	1	1					
	TRUSS HEAD SCREW	SS, 5X12	7C32-0512	2	2					
1	UNIT BASE	GS	219171G03	1	1					
2	CONDENSER	-	2A1613-01	1	1					
	T2 SCREW	SS, 4X8	7P32-0408	2	2					
3	SHROUD	GS	2A1603-01	1	1					
	T2 SCREW	SS, 4X8	7P32-0408	4	4					
4	FAN MOTOR	5KPM59KSK 4140-S	435275-01	1	1					
	HEX NUT	N0. 8-32 UNC, SS	7N02I0832	4	4					
	FLAT WASHER	SS	7W22I0832	4	4					
	SPLIT LOCK WASHER	SS	7L22I0832	4	4					
5	FAN BLADE	-	4A1493-01	1	1					
6	FAN MOTOR BRACKET	GS	3A1443-01	1	1					
	HEX HEAD BOLT W/WASHER (LF)	SS, 5X12	7B020512	4	4					
7	C.P.REGULATOR	LAC-4-190	4A0229-03	1	1					
8	"C" CLAMP	CCO-12	7910C1200	1	1					
	T2 SCREW	SS, 4X8	7P32-0408	1	1					
9	SILICONE HOSE	L=20	7730-0912	1	1					
10	TUBE HOLDER (S)	GS	438246-01	1	1					
	T2 SCREW	SS, 4X8	7P32-0408	2	2					
11	COPPER TUBE (A)	COPPER	3A1541G01	1	1					
12	COPPER TUBE (B)	COPPER	441745-01	1	1					
13	COUPLING (C)	-	434100G04	1	1					

HA

MODEL: URC-7F TITLE: A. CONDENSER UNIT									
INDEX NO.	DESCRIPTION	MATERIAL OR MODEL NUMBER	PART NUMBER	REQUIRED NUMBER					
				J-0	K-0				
14	JUNCTION BOX COVER	GS	436442-01	1	1				
	T2 SCREW	SS, 4X8	7P32-0408	2	2				
15	BUSHING	OCB-750	428394-01	1	1				
16	-	-	-						
17	LOUVER PANEL	GS	2A1598-01	1	1				
	T2 SCREW	SS, 4X8	7P32-0408	4	4				
18	TAG - FAN MOTOR LEADS	PAPER	420742-01	1	1				
19	INSTRUCTION SHEET	PAPER	324835-01	1	1				
20	NAMEPLATE	PES FILM	4A1986-01	1	1				
21	SCREW - GROUNDING	BRASS	433304-02	1	1				
22	SQUARE WASHER	BRASS	433537-02	1	1				
23	COUPLING	-	434101G01	1	1				
24	TUBE HOLDER (L)	GS	438245-01	1	1				
	T2 SCREW	SS, 4X8	7P32-0408	2	2				
25	-	-	-						
26	LABEL - R404a	PES FILM	4A0960-01	1	1				
27	CLAMP	No. 4253	427902-05	2	2				
28	FRAME	GS	3A1436-01	1	1				
	T2 SCREW	SS, 4X8	7P32-0408	3	3				
29	SIDE PANEL (R)	GS	2A1601-01	1	1				
	T2 SCREW	SS, 4X8	7P32-0408	2	2				
30	SIDE PANEL (L)	GS	2A1600-01	1	1				
	T2 SCREW	SS, 4X8	7P32-0408	2	2				
31	TOP PANEL	GS	2A1599-01	1	1				
	T2 SCREW	SS, 4X8	7P32-0408	9	9				
32	CAUTION LABEL - 404a		4A1535L01	1	1				

